



MINI SERIES 2 & 3

INSTALLATION MANUAL

MINI SERIES





IMPORTANT!! PLEASE READ, FOLLOW AND SAVE THIS INSTRUCTION



PRE-INSTALLATION PROCEDURE

Check water pressure before installing system. Water Pressure must be regulated between 40 and 80 psi working or static pressure. If water pressure is not regulated between 40 and 80 psi working or static pressure a pressure regulator is recommended.

Air temperature is not to exceed 110 degrees Fahrenheit. Internal temperature should not be below 33 degrees or exceeding 110 degrees Fahrenheit.

Influent chlorine must not exceed 1mg/l.

Maintenance

Cartridges should be changed once per year or if a 15-psi differential pressure is noticed between filters.

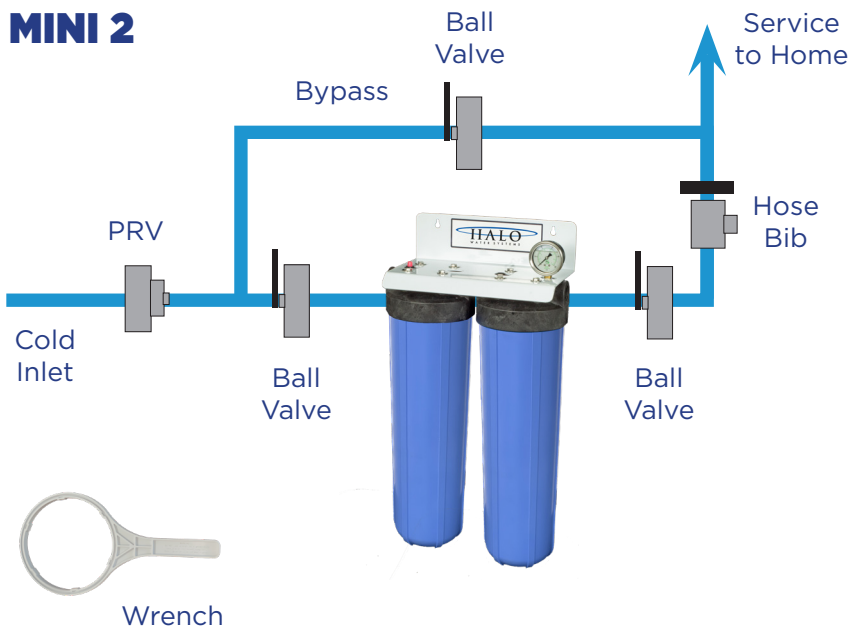
1. **Changing Mini Filters** (Remove only housing 1 and 2)
Shut off water to the Mini System, depress the red pressure relief button and allow pressure to escape housing.
Pressure gauges should read zero.
2. Use the wrench to twist housing counterclockwise and the housing will release from the head assembly. Have a bucket ready to dump old cartridges and excess water into.
3. Clean the debris out of the sump before installing the new cartridge into the housing, and reinstall.
4. Once new filters are installed flush approximately 2 gallons of water through the system to rinse carbon fines out.
5. If low pressure is detected on gauges it's time to change filters.

DO NOT REMOVE THE THIRD HOUSING!

The third housing contains the HALO ION 2.0 water conditioner. This conditioning unit is **PERMANENT**. Removing the third housing may destroy the system and voids warranty.



MINI 2




Dimensions: 30" h x 15" w x 9" d
Shipping Weight: approx. 35 lbs.
Inlet/Outlet: 1" threaded

Rated Flow: effective up to 8 GPM with a 15 GPM max. flow.

Capacity: approx. 70,000 gals.

Replacement Filter Kit:
H-MINI-KIT



STAGE 1
5 MIC. SEDIMENT

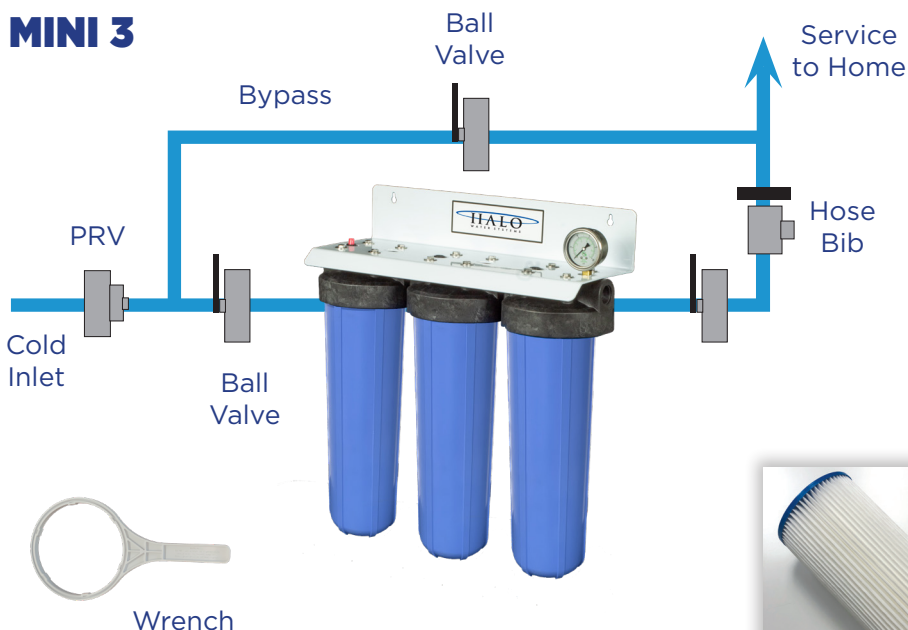


STAGE 2
HAC CARBON

Includes:

Cartridges, filter wrench, extra o-rings and complete installation guide.

MINI 3



Dimensions: 30" h x 23" w x 9" d
Shipping Weight: approx. 45 lbs.
Inlet/Outlet: 1" threaded

Rated Flow: effective up to 8 GPM with a 15 GPM max. flow.

Capacity: approx. 70,000 gals.

Replacement Filter Kit:
H-MINI-KIT



STAGE 1
5 MIC. SEDIMENT



STAGE 2
HAC CARBON



STAGE 3
ION Scale Inhibitor
Permanent
Do Not Remove

Includes:

Cartridges, filter wrench, extra o-rings and complete installation guide.

HALO MINI SERIES LIMITED WARRANTY

WHAT YOUR WARRANTY COVERS

The HALO Mini 2 Stage Series, Mini 3 Stage Series Whole House Water Systems are warrantied to the original owner at the original residential installation location for 1 year, to be free from defects in materials and workmanship from the date of manufacturing as specified. If the Mini 2, or Mini 3 system was purchased from a 3rd party, liquidator or by any means other than an authorized licensed wholesale distributor, the warranty is void.

1. HALO will provide replacement filter housing for any filter housing that fails due to a manufacturing defect.
2. HALO Warranties that components for the equipment will be available for the lifetime of the system.
3. HALO will provide comparable components of our selection to replace any obsolete items.
4. This warranty gives you specific legal rights that may vary from state to state.

CONDITIONS OF WARRANTY

1. The system must be installed and maintained according to local codes and secondarily in accordance with manufacturer recommendations. Contact HALO if there are any conflicts between local codes and our printed instructions.
2. Cartridges are replacements (service items) and not covered under warranty.
3. Housings should be changed every 3 years
4. The system must be maintained with HALO approved replacement components.
5. Failures resulting from fire, freezing, neglect, accident, alteration, abuse, improper installation or acts of nature are not covered.
6. Water Pressure must be regulated between 40 and 80 pound per square inch working or static pressure. Pressure exceeding 80 pounds per square inch working or static pressure voids all warranty.
7. Air temperature exceeding 110 degrees Fahrenheit voids warranty on filter housings. Internal temperature below 33 degrees and exceeding 110 degrees • Fahrenheit voids warranty on filter housings. Influent chlorine must not exceed 1mg/l
8. HALO does not warranty to perform, pay for, or finance any repairs and/or installations. The customer must contact the HALO representative.
9. If a recirculation pump is in use at the location of the HALO install a secondary conditioner must be installed in order to ensure optimum results.
10. Using a filter housing wrench not provided by HALO Water Systems can damage the integrity of the filter housing and voids all warranty
11. Proper precautions must be taken when installing the system near objects that can be damaged by water. HALO Water Systems, LLC accepts no responsibility for water damage or loss of property due to water damage. In areas of high risk of water damage, the use of a water protection device is recommended.

OBTAINING WARRANTY SERVICE

WARNING: Do not use with water that is microbiological unsafe or of unknown quality without adequate disinfection before or after the system. Intended for use treatment of cold water only. Do not exceed 80 psi. Intended for residential use only.

NOTE: The HALO filtration systems are intended for treatment of potable water provided by municipal water providers. While the HALO Filtration Systems may be effective for treatment of well water it is vital that a well water quality analysis be provided for review and recommendation in to ensure that optimum results can be realized. Failure to provide a current well water report to HALO Water Systems for analysis and recommendation voids all warranties. All filtration systems contain other parts that have a limited service life. To prevent costly repairs or possible water damage we strongly recommended that the bowl or sump of all plastic housings be replace every 3 years. If your sump has been in use for more than the recommended period, it should be replaced immediately. Be sure to date any new replacement sump for future reference and indicate the next recommended replacement date.

All returns must be accompanied by a "Return Authorization" (RMA) number, all defective warrantied parts along with a copy of this warranty. Original proof of purchase receipt and the RMA number. We will at our option, repair or provide replacement warrantied parts at no cost. Except freight and on site labor charges. You can contact us at 800-591-0538 or email us at service@halowater.com

LIMITS AND EXCLUSIONS

This warranty is exclusive and in lieu of any other warranty expressed or implied. Including but not limited to any implied warranty of merchantability of fitness for particular purpose. HALO shall not be liable for any loss or incidental or consequential damages resulting from the misuse.

- Adding a check valve for hot water back flow is recommended.